


New Presentations & Numbers in Treatment

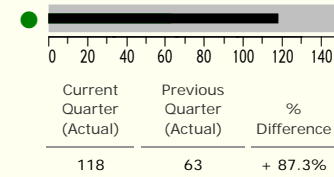


Interventions Provided


	Number of Interventions	Percentage
Psychosocial Intervention	115	55%
Harm Reduction Service	90	43%
Family Work	2	1%
Pharmacological Intervention	4	2%
Access to Residential Services	0	0%

Access to Treatment & Care Planning

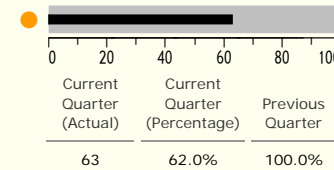
Number of new treatment journeys (YTD)



Care Plans



Number of healthcare assessments

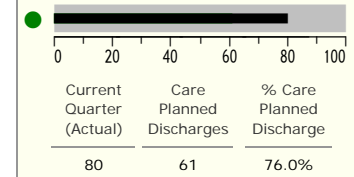


Waiting times - first treatment intervention

Treatment Type	Ave. Wait
Adult Modality	0.0
Psychosocial Intervention	0.4
Harm Reduction Service	0.1
Family Work	0.0
YP Specialist	2.0

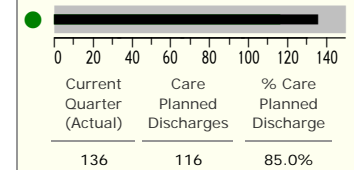
Treatment Exits/Discharge

Number of YP exiting the treatment system



Prescribing Drug	No. of Exits (Actual)	% Care Plan Discharged
Opiates/Crack	4	50.0%
Other Stimulants	0	0.0%
Cannabis	39	74.0%
Alcohol	28	79.0%
Other	9	89.0%

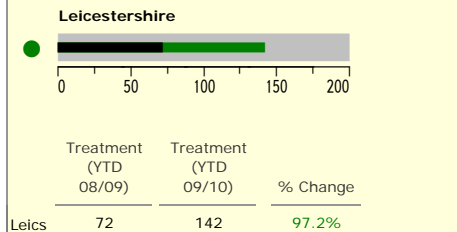
Intervention exit status



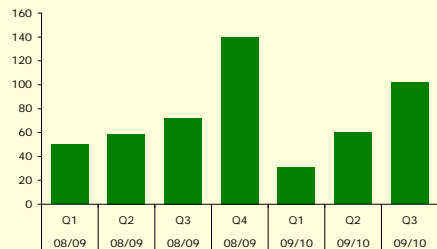
Intervention exit status (modalities)

Treatment Type	Exits	Exit
Adult Modality	0	0%
Psychosocial Intervention	73	88%
Harm Reduction Service	60	83%
Family Work	2	100%
Pharmacological Intervention	1	0%

Numbers in Treatment Year on Year



	2009/10	% Change Y/Y
Blaby	24	+ 200.0%
Charnwood	32	+ 166.7%
Harborough	7	+ 133.3%
Hinckley & Bosworth	31	+ 106.7%
Melton	6	+ 20.0%
North West Leicestershire	30	+ 172.7%
Oadby & Wigston	12	+ 140.0%



Referral Routes into Treatment

Children/Family Services	No. Referrals	% of Total
Children & Family Services	1	1.0%
Universal Education	20	17.0%
Alternative Education	7	6.0%
Targeted Youth Support	13	11.0%

Health Services

General Practitioners (GP)	0	0.0%
Child Mental Health Services	3	3.0%
Non Child Mental Health Services	1	1.0%

Substance Misuse Services

Adult Treatment Provider	3	3.0%
YP Treatment Provider	0	0.0%

Criminal Justice

Arrest Referral/DIP	0	0.0%
Youth Offending Team	61	51.0%
Non Treatment Substance Misuse	0	0.0%
FRANK	0	0.0%

Family & Friends

Self	6	5.0%
Family & Friends	3	3.0%

Other

Other	0	0.0%
-------	---	------

Contact(s)

Debbie Morris - Performance Manager
 Leicestershire Drug & Alcohol Action Team
 Contact: 0116 3052690
 Email: debbie.morris@drugs.org.uk

Mark Thomas - YP Commissioning Manager
 Leicestershire Drug & Alcohol Action Team
 Contact: 0116 3052691
 Email: mark.thomas@leics.gov.uk



National Treatment Agency for Substance Misuse