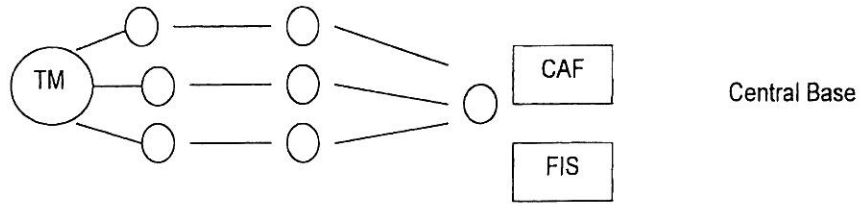
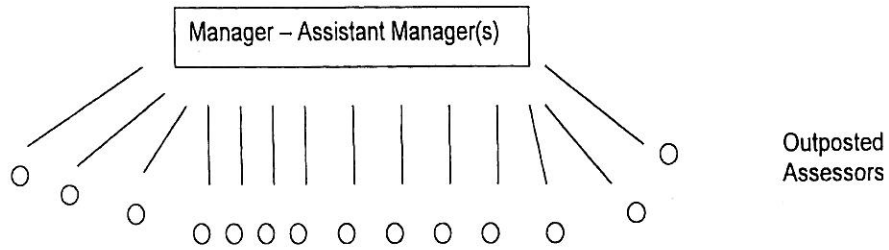


SPECIALIST SERVICES MODEL

Timeline
 24 hrs max
 ↓
 42 days max
 ↑

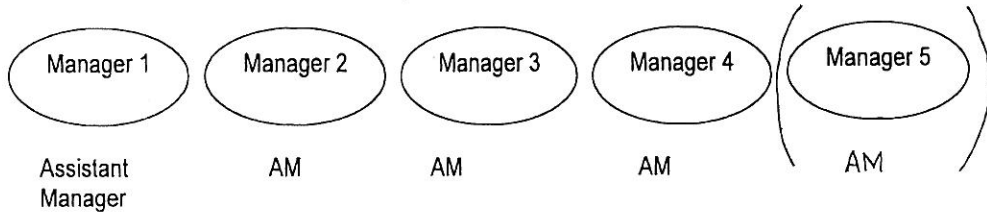


Assessment Service



Locality Social Work Teams

Locality Based



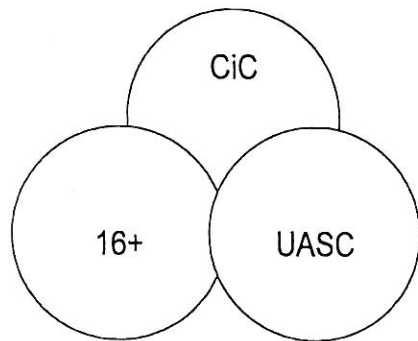
Social Workers, Team Support Workers, Ancillary help
 (SW)

1st review (LAC)
 1st cpc
 proceedings
 end CiN plan
 end CiN plan

↓
 ↑

long term LAC
 (200)

16+
 UASC service



TM (3)
 AM (3)
 Social Workers
 TSW
 Connexions Advisors
 Specialist Nurses

Central Base
 Local Development