



Leicestershire's
Children and Young People's
Plan 2008 to 2011

Annual Review 2009



Leicestershire's Children and Young People's Plan 2008 to 2011 Annual Review 2009

Contents

Introduction	3
Context	3
Cross-cutting programmes	4
Being Healthy	5
Staying Safe	6
Enjoying and Achieving.....	7
Making a Positive Contribution	8
Achieving Economic Well-being	9
Performance Table.....	10
Glossary.....	17
Contact Details.....	19
Partners.....	20

Introduction

This is the first annual review of Leicestershire's Children and Young People's Plan 2008-2011. The Review:

- Updates the children and young people's needs assessment.
- Describes changes to the national and local context.
- Looks at the impact to date of the plan and progress towards achieving our vision of **'Voice, Choice, Safety and Fulfilment'**.
- Identifies actions to be taken where performance has been particularly challenging.

Services for Leicestershire children and young people continue to improve (see **Performance Table** below). Despite increasing challenge the 2008 Ofsted Annual Performance Assessment (APA) continues to grade the children's service performance as:

Performance Table

Assessment judgement area	APA grade
Overall effectiveness of children's services	3 – "Good"
Being healthy	3 – "Good"
Staying safe	3 – "Good"
Enjoying and achieving	3 – "Good"
Making a positive contribution	4 – "Outstanding"
Achieving economic well-being	3 – "Good"
Capacity to improve, including the management of services for children and young people	4 – "Outstanding"

Context

Since the publication of the Leicestershire Children and Young People's Plan 2009:

- The Baby P tragedy has led us to review many aspects of our safeguarding and child protection practice (see "Child Protection and Safeguarding" page 6).
- We are preparing for the proposed reforms to education and training for pre-19 and post-19 learners. Under these reforms Local Authorities will take on many of the responsibilities currently held by the Learning and Skills Council.
- The updating of our Needs Analysis for Children and Young People has confirmed that the needs of the young population have not essentially changed in the 12 months since they were last drawn together.

Cross-cutting programmes

We will continue to develop our cross-cutting programmes, significant progress has already been made:

→ **Primary Capital Programme –**

Leicestershire's plan has been approved by government and will develop according to the timetable resulting in improved learning spaces for children and better results.

→ **Secondary Education provision –**

Building Schools for the Future plans have been submitted and we are working to make sure we are ready to deliver when the government gives us the go ahead.

→ **Integrating Child Health services –**

We are beginning to put into practice our vision of delivering child and family services as close to the child's home as is appropriate within acceptable and accessible venues.

→ **Developing Extended Services –**

- A locally based infrastructure is now commissioning services and identifying issues at a local level.
- 23 out of 24 Phase 2 (and one Phase 3) Children's Centre capital building schemes have been completed.
- All but 5 schools are offering extended services, which means we have already nearly met our target of all schools offering extended services by March 2010. Extended Schools coordinators have been appointed and an increasing range of services are being provided.

Building on this secure base we will continue to expand the programme, completing our Phase 3 Children's Centres and increasing services.

→ **Support to parents and carers –**

Implementing our Family Support Strategy means we have:

- Developed our universal offer, including the production of high quality, consistent parenting information across a range of agencies and the piloting of single issue parenting sessions through Extended Schools.
- Created one-off parenting sessions.
- Begun to create a range of targeted parenting support services.
- Secured resources to commission additional Health Visitors and School Nurses which will allow more universal and targeted support for parents.
- Introduced highly specialist parenting programmes for families with substantial need.

During 2009 – 2011 we will

- Utilise Family Intervention Project funding to work with families of prolific young offenders.
- Develop the Think Family agenda to encourage a coordinated whole family approach for vulnerable families.
- Expand the provision of targeted parenting support through our Common Assessment Framework forum process.

→ **Developing effective joint commissioning –**

We have created a Primary Care Trust (PCT) and Local Authority funded Joint Commissioning post leading to:

- An increase in PCT resources being provided for children and young people's services (for example, additional primary health workers in Children and Adolescent Mental Health Service (CAMHS) and additional resources to universal health visiting and school nursing).
- Increasing support for joint working between services.
- Successfully developed joint working in children's centres.

We will continue to develop joint commissioning arrangements and, in particular, explore joint commissioning arrangements for children with complex care needs.

Being Healthy

→ **Introducing Integrated Youth Support Services –**

- Detailed implementation and communications plans have been developed.
- Two Integrated Youth Support pilots are underway and are already improving intervention and support for vulnerable young people. For example, sharing information is improving our ability to further reduce young people Not in Employment, Education or Training (NEET).

We will use the lessons of these pilots to inform our further development of Integrated Youth Services across the county.

→ **Workforce Development –**

Progress includes:

- Production of Common Induction leaflet.
- Development of Common Core framework to be implemented during 2009/10.
- Implementation of the Children's Workforce Development Council (CWDC) One Workforce Framework and Tool.

We will use information from the One Workforce Framework and Tool to help ensure we have the right people with the right skills available at the right time.

→ **Implementation of the Common Assessment Framework and Lead Professional practice** has been established across the County.

→ **Youth Crime –**

The Youth Crime Action Plan (YCAP) introduces new responsibilities for Children's Trusts to improve outcomes in relation to the prevention of youth crime and re-offending. The Youth Crime Prevention Strategy for Leicestershire is being reviewed to reflect development of Integrated Youth Support and Extended Services.

→ **Health Education and promotion –**

- 76% of schools have achieved healthy schools status (national target 75% by Dec 09).
- School meals have transferred in-house from a private contractor – the service has produced an average of 1,666 more meals per day and increased uptake at the end of April 2009 was 7% over target.¹

→ **Improve levels of breast feeding –**

40% of babies are still being breastfed at 6-8 weeks (baseline 21.5%, target 42.6% by March 2011).

→ **Improving levels of immunisation and vaccination –**

- First round uptake of the Human Papilloma Virus (HPV) is 91.5% (target was 50%).
- The immunisation rate for children aged 5 who have been immunised for measles, mumps and rubella (MMR) is 94.3% (achieving plan target by 2011 of 93% in first year).

→ **Reducing obesity –**

An Obesity Reduction Strategy has been developed and implementation has begun.

→ **Teenage pregnancy –**

Under eighteen conception rates in Leicestershire have increased. Additional Local Area Agreement (LAA) resources are being made available to ensure all areas are able to:

- Meet sexual health training needs.
- Increase targeted work across all county 'hotspots' (currently only some can be covered).
- Target resources for vulnerable young people.

→ **Emotional health and well-being –**

- A Leicestershire Emotional Well-Being and Mental Health Strategy has been developed and is now being implemented. The strategy applies the Leicester, Leicestershire and Rutland CAMHS Strategy in a Leicestershire context. It:
 - Identifies how emotional health and well-being services in Leicestershire map to our approach to integrated working.

¹This performance is not yet reflected in the available national indicator data.

- Identifies key priorities for action at each tier of support.
- Provides an action plan for implementing the strategy.
- We are developing services having secured funding for year two of the Targeted Mental Health in Schools Programme.
- Targets have been met for secondary school implementation of Social and Emotional Aspects of Learning (SEAL) – 50% of schools supported in first two years. It is also estimated that 80% of Leicestershire primary schools have some level of SEAL implementation.

→ **Health of children in care –**

88.4% of children in care are receiving health checks (achieving plan target of 86% by 2011 in first year).

→ **Participation in sport –**

Sports partnership participation rates show a significant increase in the percentage of pupils participating in at least 120 minutes of curriculum physical education, from 39% in 2004/05 to 70% 2007/08.

Further work includes:

- Helping Early Years providers with a toolkit to support improved early physical activity.
- Implementing the county / district Play Strategy and utilising our award of Playbuilder funding.

Staying Safe

→ **Child protection and safeguarding –**

We continue to learn from our own, and other, serious case reviews. In light of the Haringey Joint Area Review and Laming Report we have reviewed our local safeguarding and child protection practice and identified that, in most areas of child protection, we do well but there is need to improve in a few small areas of practice (for example practitioners receive written feedback to referrals) and to further develop the wider safeguarding agenda. We will continue to further review practice in the light of the Government response to the Laming Report and locally implement new government expectations. In addition we have:

- Reviewed our Specialist Services to further strengthen safeguarding and are creating a new Head of Safeguarding position.
- Reviewed safeguarding training within our Children's and Young People's Service.
- Explored safety in work related placements issues.
- Continued to develop e-safety.
- Re-launched our domestic violence guidance for schools.
- Developed joint safeguarding procedures and implemented safeguarding training within District Councils.

Leicestershire Safeguarding Children Board have;

- Established closer working relationships with adult services.
- Revised serious case review arrangements.
- Set up a project to address sexual exploitation of young people.

Overall

- Specialist Services child protection work has increased by 40% in the last two years.
- 3.5% of child protection plans last two years or more, (less than the 10% target for 2011).
- 100% of child protection plans were reviewed within timescales.
- The number of children seriously injured in road traffic accidents has reduced from 24 to 16 (achieving March 2011 target).

Changes in legal requirements mean that it has been decided to end the current Leicester, Leicestershire and Rutland Safeguarding Children Board arrangements and create a new Leicestershire and Rutland Safeguarding Children Board during 2009.

→ **Reducing bullying –**

There has been a reduction in bullying reported in our pupil attitude survey:

- 82.7% of pupils say there is very little bullying in their school (compared to 80.8% in the previous year).

- 66.1% said that they had not been bullied in the previous year (compared to 60.7% in the previous year).

→ **Disabled children and young people –**

To further develop services for disabled children, families and carers we:

- Have modernised our governance arrangements.
- Have met the Aiming High for Disabled Children “readiness criteria” to receive Short Breaks funding to transform services – engaging disabled children and young people in positive activities and enabling parents and carers to live everyday family lives.
- Are one of only twenty four authorities receiving full government funding for transition planning.
- Will listen to disabled children, their parents and carers as we develop new Short Break services.

→ **Children in care –**

- 97.6% of children in care were reviewed within the required timescales (target 96 % by 2011). However, the percentage who communicated their views at reviews has gone down we are currently investigating the reasons for this drop so we can take appropriate actions to improve performance.
- Children having more than 3 placements in a year 13.9% (target <16% by 2011).
- 55.2% of children have been in the same placement for longer than 2½ years. This is a reduction from the 56.9% baseline and is due to the high proportion of teenagers for whom it is difficult to secure long term placements. Those young people who have experienced disruption are now being targeted to ensure maximum support is provided to sustain existing placements.

Enjoying and Achieving

Attainment –

Overall, attainment remains high compared to national and similar local authorities with Key Stage 4 continuing to improve at a faster rate than nationally:

- 76% of children achieved at least 78 points across the Early Years Foundation Stage against a target of 75%.
- Leicestershire has a ‘green’ rating from National Strategies in relation to its ability to support the Foundation Stage in schools and early years sector to improve the percentage gap between the lowest achieving 20% of children in the Early Years Foundation Stage Profile and the rest.
- Attainment at 5 A* - C including English and Maths has improved from 46.7% (2006) to 51.9% (2008).
- Progress between Key Stage 3 and Key Stage 4 has improved from 991.1 in 2006 to 992.9 in 2008.
- The achievement gap between pupils eligible for Free School Meals and their peers achieving expected levels at Key Stage 2 has reduced from 29.9% (2006) to 25% (2008) but at Key Stage 4 it has widened from 25.7% (2006) to 31.1% (2008).

Consequently, School Improvement Partners will challenge schools where the gap is wider than the authority average and we will share good practice from the most effective schools.

- The gap between Special Educational Need (SEN) and non-SEN pupils, achieving 5 A* - C GCSE passes including English and Maths has widened from 44% (2006) to 47.5% (2008). However, the percentage of Special Educational Need / Learning Disabled young people who are Not in Education Employment or Training is lower than the national average (England 15.5%, Leicestershire 11.9%).

- Our pilot, aiming to improve reading and attainment with focus groups of children, is identifying good practice with a view to changing the way library services work with schools.

Improving attainment, especially at Key Stage 4, remains a key priority.

→ **Improve attendance of children in care –**

The percentage of children in care missing at least 25 days education has been reduced to 17.9% and overall attendance has increased from 79.3% to 86.9%. The focus remains on achieving further improvements to support children in care in achieving their educational potential.

→ **Reducing persistent absence –**

Leicestershire's attendance rates remain high and the secondary school persistent absence rate has reduced from 5.7% to an estimated 5.1% in the current school year 2007/08.

→ **Play –**

- We have recognised the importance of play in children and young people's development and are increasing opportunities for play by promoting and improving facilities.
- We have established a county wide Play Strategy Group to establish consistent priorities and to engage with a wider number of partners.
- We have been chosen to receive additional funding to develop 22 new play sites by March 2011.

→ **Early Learning and Childcare –**

Our current childcare sufficiency assessment shows one place for every two children aged 0-4 years. Ofsted rate 61% of Early Learning Settings as "Good" or better.

→ **Teaching and leadership –**

In the academic year 2007/08 Ofsted judged 69% of Leicestershire schools to be "good" or better (15% "outstanding" – 2011 target is 15%) and all special schools are "good" or "outstanding".

→ **Personal and Social Skills –**

The Federation of Music services moderation of Music Services self-evaluation 2009 found Leicestershire Arts to be 'good' with strong capacity to improve.

→ **Culture –**

Leicestershire has been appointed to lead one of 10 national 'Find Your Talent' (FYT) Pathfinders. During 2009-2011 the 'Find Your Talent' Team will explore, through consultation and participatory programmes, innovative ways of delivering the Government's stated aim of five hours a week quality arts and culture for every child.

Making a Positive Contribution

→ **Active involvement –**

The 2008 Annual Performance Assessment concluded Leicestershire was 'outstanding' for involving children and young people:

- In addition to continuing to develop active involvement for young people (for example, by offering training for School Councils) we are also exploring how to achieve greater active involvement from children under 13 years.
- All seven District and Borough councils, Leicestershire and Rutland Health providers and increasing numbers of voluntary sector providers have adopted the Hear by Right Standard framework.
- A Children in Care Council, which now includes involvement from younger children, has been established.

→ **Reducing offending and re-offending –**

- The number of young people entering the criminal justice system in Leicestershire has reduced by 32.9% in 2008/2009 compared to 2007/2008.
- Re-offending by young people has declined from 1.29% to 0.47% (Apr.-Sep. 2009).
- 99.6% of young offenders have access to suitable accommodation (target >95%).

Achieving Economic Well-being

→ **Sufficient child care –**

The 2008 Leicestershire Childcare Sufficiency Assessment demonstrated sufficient childcare is available to meet demand.

→ **Young people in education, training and employment –**

- Young people Not in Education, Employment or Training (NEET) has reduced from 6.7% in 2006 to 4.4% in 2008 (end of plan target 4.0%).
- 67.7% of care leavers are in Education, Employment or Training (EET) – 2011 target 72%.
- The current recession is predicted to have a significant, negative, impact on young people's employment rates. During 2009 we will further explore how we can ensure effective integration with Leicestershire Together to enable young people to successfully make the transition from education and training into employment.
- Achieving Education, Employment and Training (EET) targets for young offenders, remains a challenge, particularly for those young people over school-leaving age and those who are Prolific and Other Priority Offenders. We are working closely across Leicestershire and Leicester City with the Learning and Skills Council and Connexions to improve performance.

→ **Diplomas, apprenticeships, post 16 learning and training –**

- Lead responsibility for diplomas, apprenticeships and post 16 learning and training is being transferred from the Learning and Skills Council to local authorities. We will continue to manage these changes and have agreed with Leicester City to create a sub-regional partnership.

- The Adult Learning Inspection, 2008, identifies Leicestershire's work with disadvantaged adults as "outstanding" and family learning as "good". Ofsted recognised very good achievement of personal and employability skills by those adults with less confidence, and there was "outstanding" individual support from development workers and tutors. Community and Family Learning will be targeted more at Children's Centres in the next two years.

→ **Homelessness –**

93.5% of care leavers are in suitable accommodation (baseline 82.1%).

Performance Table

Indicator	Start of plan position	End of plan target	Comments	March 09 result
BE HEALTHY				
% schools achieved healthy schools status	67%	87% (08/09) LAA 75% Dec 09 (national)		76%
Take up of school lunches	28% (May 08)	37%	National indicator 52	28% (baseline)
Prevalence of breastfeeding after 6 -8 weeks (measured by percentage of infants breastfeeding at 6-8 weeks)	21.5% (2006/7)	42.6%	National indicator 53	40.7% Qtr 1 08/09
Proportion of CYP reporting that they regularly smoke in TellUs Survey (2 questions on regular smoking combined, once a week and every day)	5%	to be set now baseline is available	Local indicator	5%
No. of decayed, missing or filled teeth	0.55% per child	3 year target to be set		No recent data
Immunisation rate for human papilloma virus vaccine for girls aged around 12-13 years	n/a	50%	Vaccinations start autumn 08	Q3 - 87% dose 1 uptake. 62.4% dose 2 uptake
Immunisation rate for children aged 5 who have been immunised for measles, mumps and rubella (MMR)	85.5% (2006)	95%		94.3% Qtr 1 08/09.
% children over weight / obese in reception year	9% obese	8.81%	National indicator 55	8.3% LCR 07/08
% children overweight / obese in year 6	15% obese	14.80%	National indicator 56 Leics. LAA 08/11 indicator	14.8% LCR 07/08
% young people involved in 2 hours of sport per week within curriculum time	70%	80%	National indicator 57 Leics. LAA 08/11 indicator. Definition changed Jan 09	70% (baseline)
Reduction in the rate of teenage conceptions	-22.80%	-50%	National indicator 112 Leics. LAA 08/11 indicator	-12%
Prevalence of Chlamydia in under 20 year olds		35%	National indicator 113	30.7% (Q1 - Q3 08/09)

Indicator	Start of plan position	End of plan target	Comments	March 09 result
Emotional health of CYP measured through TellUs Survey	63.8% (2008)	73.6% (TellUs Survey 2010)	National indicator 50 Leics. LAA 08/11 indicator	63.8% (baseline)
Effectiveness of CAMHS services	13 points	Measure to be redefined after 2009	National indicator 51	13 points
% waiting time for CAMHS services under 4 / 26 weeks	Further discussion through CAMHS board		Healthcare Commission	Latest info in APA 2006 figures
% carers reporting emotional difficulties amongst Children in Care (CIC)	Measure not yet established, target to be set		National indicator 58	----
Substance misuse by young people as reported in TellUs Survey	14.3% (08/09)	11% (TellUs Survey 2010)	National indicator 115	14.3% (baseline)
Increase proportion of children and young people receiving treatment for drug/alcohol misuse	9%	11%		7.50%
Increase proportion those in treatment leaving treatment in planned way	55%	80%		81% (Q3)
Indicator on percentage of Children in Care receiving health checks / dental checks / vaccinations	64.3% (Sept 07)	86%		88.40%
STAY SAFE				
Child protection plans lasting two years or more	6.10%	<10%	National indicator 64	6.0%
Children becoming subject of a child protection plan for a second or subsequent time	7.80%	10% - 15%	National indicator 65	10.4%
Child protection cases which were reviewed within required timescales	100%	100%	National indicator 67	100%
Children killed or seriously injured in road traffic accidents	24	16 (end of 2010)	National indicator 48	16
Initial assessments for children's social care carried out within 7 working days	79.6% (Dec 07)	85%	National indicator 59	84.2%
Core assessments for children's social care carried out within 35 working days	90.1% (Dec 07)	90%	National indicator 60	85.6%
Referrals to children's social care going to initial assessment	11.8% Dec 07)	50%	National indicator 68	47.1%
Children who have run away from home / care overnight	Measure not yet established, target to be set		National indicator 71	----
CYP who have experienced bullying taken from TellUs Survey	48.1% (2008)	44%	National indicator 69	48.1% (Baseline)
Services for disabled children	Measure not yet established, target to be set		National indicator 54 Leics.	----

Indicator	Start of plan position	End of plan target	Comments	March 09 result
User satisfaction with early support	Measure not yet established, target to be set			----
Numbers of mainstream foster carers	154 (Dec 07)	214		183 (Dec 2008)
% of children in care with 3+ placements in a year	12.9%	<16%	National indicator 62	11.3%
% of children in care in the same placements for 2.5+ years	56.9%	70.0%	National indicator 63 Leics. LAA 08/11 indicator	58.1%
Children in Care whose cases were reviewed within required timescales	95.4 (Dec 07)	96.0%	National indicator 66	96.7%
Timeliness of placements of CiC for adoption following an agency decision that the child should be placed for adoption % placed within 12 months of decision	93.30%	90%	National indicator 61	73.30%
Hospital admissions caused by unintentional and deliberate injuries to CYP	Measure not yet established, target to be set		National indicator 70	----
ENJOY AND ACHIEVE				
Children and young people's satisfaction with play facilities	43.6%	50.6%	National indicator 199	43.6% (baseline)
Achievement of at least 78 points across the Early Years Foundation Stage with at least 6 in each of the scales in Personal Social and Emotional Development and Communication, Language and Literacy	48.30%	52.2% (09/10)	National indicator 72	50.70%
Narrowing the gap between the lowest achieving 20% in the Early Years Foundation Stage Profile and the rest	33%	30% (09/10)	National indicator 92	30.80%
Proportion of childcare providers which are "good" or "outstanding"	45%	60%		61.0%
% of early years' settings led by an early years' professional	1%	40%		12%
Number of Sure Start Children's Centres	14	42	National indicator 109	23
Achievement at level 4 or above in both English and Maths at Key Stage 2 (Threshold)	76%	81%(09/10)	National indicator 73	72.70%
Achievement at level 5 or above in both English and Maths at Key Stage 3 (Threshold)	77%	80% (09/10)	National indicator 74	75.60%
Achievement of 5 or more A*-C grades at GCSE or equivalent including English and Maths (Threshold)	48.80%	60% (09/10)	National indicator 75	51.90%

Indicator	Start of plan position	End of plan target	Comments	March 09 result
Achievement at level 5 or above in Science at Key Stage 3	84%	86% (09/10)	National indicator 83	81%
Achievement of 2 or more A*-C grades in Science GCSEs or equivalent	51.60%	54%	National indicator 84	50.10%
Progression by 2 levels in English between Key Stage 1 and Key Stage 2	84%	92% (09/10)	National indicator 93	81.7%
Progression by 2 levels in Maths between Key Stage 1 and Key Stage 2	76%	88% (09/10)	National indicator 94	78.1%
Progression by 2 levels in English between Key Stage 2 and Key Stage 3	35%	42% (09/10)	National indicator 95	33.7%
Progression by 2 levels in Maths between Key Stage 2 and Key Stage 3	72%	75% (09/10)	National indicator 96	72.0%
Progression by 2 levels in English between Key Stage 3 and Key Stage 4	53%	67% (09/10)	National indicator 97	61.5%
Progression by 2 levels in Maths between Key Stage 3 and Key Stage 4	23%	36% (09/10)	National indicator 98	18.9%
Number of schools in Ofsted categories	2%	0		1.0%
Number of schools in special measures	1%	0	National indicator 89	0.3%
Achievement gap between pupils eligible for free school meals and their peers achieving the expected level at Key Stages 2 and 4	KS2 25% (2008) KS4 31.1% (2008)	21.7% (KS2) 22.5% (KS4)	National indicator 102, local indicator for LAA	25% 31.1%
The Special Educational Needs (SEN)/ non-SEN gap - achieving Key Stage 2 English and Maths (Threshold)	54.5% (2008)	53.10%	National indicator 104, local indicator for LAA	54.5%
The Special Educational Needs (SEN)/ non-SEN gap – achieving 5 A*-C GCSE inc. English and Maths	47.5% (2008)	46.90%	National indicator 105, local indicator for LAA	47.5%
Children in Care reaching level 4 in English at Key Stage 2	2 out of 15	4 out of 12	National indicator 99	2 of 9
Children in Care reaching level 4 in Maths at Key Stage 2	4 out of 15	5 out of 12	National indicator 100	1 of 9
Children in Care achieving 5 A*-C GCSEs (or equivalent) at Key Stage 4 (including English and Maths)	2 out of 30	6 out of 36	National indicator 101	3 of 45
Proportion of Ofsted judgements on quality of teaching and learning between outstanding / good / satisfactory	Outstanding - 4.4% Good - 48.8% Satisfactory - 44% Inadequate 2.4%	Outstanding - 15%, Good - 70%, Satisfactory - 100%		Outstanding 15% 2007/8 - Current 10% 2008/9 academic yr

Indicator	Start of plan position	End of plan target	Comments	March 09 result
Secondary school persistent absence rate	5.7%	4.9% (09/10)	National indicator 87	Established 5.1%
Proportion of Children in Care who miss more than 25 days school in a year	19.40%	16% (Sept 2010)		17.9% (Sept 08)
Take up of 14-19 learning diplomas	Measure not yet established, target to be set		National indicator 90	----
Key Stage 2 attainment for Black and minority ethnic groups	76.50%	81%	National indicator 107	76.50%
Key Stage 4 attainment for Black and minority ethnic groups	61.50%	66%	National indicator 108	65.80%
Special Educational Needs – statements issued within 26 weeks	100%	100%	National indicator 103	100%
Number of Extended Schools	171	All (287)	National indicator 88	190
Young people's participation in positive activities	70.7%	75.0%	National indicator 110 Leics. LAA 08/11 indicator	70.7% (baseline)
MAKE A POSITIVE CONTRIBUTION				
Members of Children's Trust to attain higher level of 'Hear by Right' (HBR) Standard	Varies according to organisation	Each organisation increase by at least one HBR level		Results included in Active Involvement report to Executive
The percentage of Children in Care who communicated their views to their reviews	90.7% (07/08)	92%		87.3%
Secondary schools judged as having good or outstanding standards of behaviour	15 schools in 07/08	3 year target to be set	National indicator 86	15 schools in 07/08 - 4 schools to date 08/09
Percentage of permanent exclusions in relation to the number of pupils in secondary phase	0.26% (2006)	0.15%	National indicator 114	0.2% (2007)
Percentage of fixed term exclusions in relation to the number of pupils in secondary phase	9.13% (2006)	8%		9.33% (2007)
First time entrants to the Youth Justice System aged 10 – 17	903 Local Data 831 PNC Data	PNC target 2008/09 823 DCSF require a 1% reduction each year between 2008/9 and 2010/11	National indicator 111	Local Data 579 2008/09

Indicator	Start of plan position	End of plan target	Comments	March 09 result
Reduce offending by young people in care	14.70%	3 year targets to be set		14.10%
Reduce proven re-offending by young people aged 10-17 (Measures the average number of offence committed by a young person post an outcome)	1.29% 2008/09	1.21% 2010/11	National indicator 19 Leics. LAA 08/11 indicator	0.47% April to Sept 2008
Young offenders with access to suitable accommodation	98.9% (Apr to Dec 2007)	>95%	National indicator 46	99.8% April to Dec 08
Young offenders engagement in education employment or training	77.9% (Apr to Dec 2007)	90%	National indicator 45	75.7% April to Dec 08
Ensure that all young people identified with substance misuse needs receive specialist assessment within 5 working days	94.8% (Apr to Dec 2007)	95%		86.6% April to Dec 08
Ensure that all young people identified with substance misuse needs receive access to intervention and treatment within 10 working days following assessment	100% (Apr to Dec 2007)	>95%		100% April to Dec 08
Ensure that young people identified with mental health needs are referred in acute cases within 5 working days	100% (Apr to Dec 2007)	>95%		100% April to Dec 08
Ensure that young people identified with mental health needs are referred in non acute cases within working 15	100% (Apr to Dec 2007)	>95%		100% April to Dec 08
Young people within the youth justice system receiving a conviction in court who are sentenced to custody	4.2%	<5%	National indicator 43	4.2% April to Dec 08
ACHIEVE ECONOMIC WELL-BEING				
Proportion of young people in poverty	Target to be set once baseline available		National indicator 116	----
Take up of formal childcare by low income families	Measure not yet established, target to be set		National indicator 118	----
16-18 year olds who are not in education, training or employment	4.5%	4.0% Nov 2010/Jan 2011 average	National indicator 117 Leics. LAA 08/11 indicator	4.4%
Participation of 17 year-olds in education or training	77% (2004/05 results)	86%	National indicator 91	76% (2005/06 results)
Care leavers in Employment Education and Training (ratio of care leavers in EET compared to whole population)	57.90%	72%	National indicator 148	80.6%
Young mothers in employment / education / training	31%	40% Mar 09, 50% Mar 10, 60% Mar 11		37.80%

Indicator	Start of plan position	End of plan target	Comments	March 09 result
Achievement of a Level 2 qualification by the age of 19	73% (05/06 baseline)	2% increase per year to 2011	National indicator 79	73.8% (2006/07 results)
Achievement of a Level 3 qualification by the age of 19	49% (05/06 baseline)	1.5% increase per year to 2011 (tentative)	National indicator 80	48.5% (2006/07 results)
Inequality gap in the achievement of a Level 3 qualification by the age of 19. (%L3 achieved by young persons who received free school meals (FSM) at 15 by the age of 19, compared to non-FSM pupils)	Performance and targets not yet publicly available.	National annual requirement: Increase FSM %L2 by 19 by 3% per year from 2006/07 to 35.6% in 2010/2011	National indicator 81	23.6% FSM with L3 by 19; 52.0% non-FSM with L3 by 19. (2006/07 results)
Inequality gap in the achievement of a Level 2 qualification by the age of 19. (%L2 achieved by young persons who received free school meals (FSM) at 15 by the age of 19, compared to non-FSM pupils)	Performance and targets not yet publicly available.	National annual requirement: Reduce the non-FSM/FSM %L3 by 19 gap from 26% in 2006/07 to 24% in 2010/2011	National indicator 82	52.6% FSM with L2 by 19; 78.5% non-FSM with L2 by 19. (2006/07 results)
Post-16 participation in physical sciences (A Level Physics, Chemistry and Maths)	Physics = 247 Chemistry=35 Biology=612 Maths=769	Target to be set	National indicator 85	No published information available
Young people from low income backgrounds progressing to higher education	Performance and targets not yet publicly available.	No official targets available.	National indicator 106	No published information available
Increase numbers of young people taking up Apprenticeships	1549 County starts on apprenticeships	3 year targets to be set		Awaiting publication of latest updated information
Numbers of 16/17 year olds presenting as homeless	Baseline being established, 3 year targets to be set			----
Care leavers in suitable accommodation	82.10%	<95%	National indicator 147	100.0%

Glossary

Aiming High: Every Disabled Child Matters	A published report from the government of a joint review of disabled children's services
Annual Performance Assessment (APA)	An assessment undertaken by OfSTED and the Commission for Social Care Inspection (CSCI) of the contribution of councils' education and social care functions to improving outcomes for children and young people
Building Schools for the Future (BSF)	Programme which provides Leicestershire with opportunities for refurbishing and replacing its secondary school buildings
CAMHS	Children and Adolescent Mental Health Services promote the mental health and psychological wellbeing of children and young people, and provide high quality, multidisciplinary mental health services to all children and young people with mental health problems and disorders to ensure effective assessment, treatment and support, for them and their families
Children in Care Council	The Children in Care Council (CICC) is a place where young people in care can have their say on issues that matter to them, and can make sure that they are heard by the people who make decisions. They aim to help improve the care system for children and young people in Leicestershire
Common Assessment Framework (CAF)	The CAF is a standardised approach to conducting an assessment of a child's additional needs and deciding how those needs should be met
CWDC	Children's Workforce Development Council was set up in 2005 to support the implementation of Every Child Matters, a new approach to the well-being of children and young people from birth to age 19
CYP	Abbreviation for Children and Young People
DCSF	The Department for Children, Schools and Families aims to make the United Kingdom the best place in the world for children and young people to grow up by putting the needs of families, children and young people at the centre of everything they do
EET	Young people aged 16–18 who are engaged in education, employment and training
Foundation Stage Profile (FSP)	Education of children aged 3 and 4
FSM	Abbreviation for Free School Meals
Find Your Talent (FYT)	Leicester and Leicestershire have been chosen to run one of 10 pathfinder projects as part of a national £25million Government programme called 'Find Your Talent'. Find Your Talent gives children and young people the chance to try out different cultural and creative activities
General Certificate of Secondary Education (GCSE)	A set of English qualifications, taken by secondary school students at age of 14-16 (in some cases from 13) in England, Wales, and Northern Ireland

Hear By Right	Hear by Right is a standards framework for organisations across the statutory and voluntary sectors to assess and improve practice and policy on the active involvement of children and young people
HPV Vaccine	Immunisation of girls with a vaccine for the Human Papillomavirus
Joint Area Review (JAR)	An inspection of all children's services within a local area by OfSTED. It assesses and judges the contributions made by public services to sustaining and improving outcomes for local children and young people
Joint Strategic Commissioning Framework	A framework that describes what commissioning is about and how Leicestershire will work together to use commissioning processes to support cost effective, high quality service provision for children and young people
Key Stage 1 (KS1)	Education of children aged 5 to 7
Key Stage 2 (KS2)	Education of children aged 8 to 11
Key Stage 3 (KS3)	Education of children aged 12 to 14
Key stage 4 (KS4)	Education of children aged 15 and 16
Laming Report	An independent report on the progress of safeguarding arrangements nationally. Lord Laming's report 'The Protection of Children in England: A Progress Report' was published on the 12th of March 2009.
Lead Professional	A lead professional is someone who ensures that professional involvement is rationalised, coordinated and communicated effectively, where a child or young person with multiple additional needs requires support from more than one practitioner
Local Area Agreements	Performance targets agreed between each local authority in England and the Office of the Deputy Prime Minister relating to the identification of and improvement in service delivery across a number of identified key local priority service areas
LCR	Abbreviation for Leicestershire County and Rutland
Local Safeguarding Children Board (LSCB)	Ensures coordination in child protection and safeguarding in Leicestershire
MMR Vaccine	Immunisation of children with a vaccine for Measles, Mumps and Rubella
NEET	Young People aged 16-18 who are not engaged in education, employment and training
OfSTED	The Office for Standards in Education, Children's Services and Skills. OfSTED inspect and regulate care for children and young people, and inspect education and training for learners of all ages
PCT	Abbreviation for the Primary Care Trust
PNC	Abbreviation for the Police National Computer
SEAL	Abbreviation for Social and Emotional Aspects of Learning
SEN	Children and Young People with Special Educational Needs
Youth Crime Action Plan (YCAP)	The Youth Crime Action Plan is a comprehensive, cross-government analysis of what the government is going to do to tackle youth crime.

If you require information contained in this publication in another version e.g. large print, Braille, tape or an alternative language please call 0116 305 6545 or email childrensservices@leics.gov.uk

જો આપ આ માહિતી આપની ભાષામાં સમજવામાં થોડી મદદ ઇચ્છતાં હો તો 0116 305 6545 નંબર પર ફોન કરશો અને અમે આપને મદદ કરવા યવસ્થા કરીશું.

ਜੇਕਰ ਤੁਹਾਨੂੰ ਇਸ ਜਾਣਕਾਰੀ ਨੂੰ ਸਮਝਣ ਵਿਚ ਕੁਝ ਮਦਦ ਚਾਹੀਦੀ ਹੈ ਤਾਂ ਕਿਰਪਾ ਕਰਕੇ 0116 305 6545 ਨੰਬਰ ਤੇ ਫੋਨ ਕਰੋ ਅਤੇ ਅਸੀਂ ਤੁਹਾਡੀ ਮਦਦ ਲਈ ਕਿਸੇ ਦਾ ਪ੍ਰਬੰਧ ਕਰ ਦਵਾਂਗੇ।

এই তথ্য নিজেৰ ভাষায় বুঝাৰ জন্য আপনাৰ যদি কোন সাহায্যেৰ প্ৰয়োজন হয়, তবে 0116 305 6545 এই নম্বৰে ফোন কৰলে আমৰা উপযুক্ত ব্যক্তিৰ ব্যবস্থা কৰবো।

假如閣下需要幫助，用你的語言去明白這些資訊，請致電 0116 305 6545，我們會安排有關人員為你提供幫助。





Jeżeli potrzebujesz pomocy w zrozumieniu tej informacji w Twoim języku, zadzwoń pod numer 0116 305 6545, a my Ci dopomożemy.


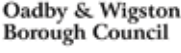








Children and Young People's Service

County Hall, Glenfield, Leicester LE3 8RA

Tel: 0116 305 6545 • Email: childrensservices@leics.gov.uk • www.leics.gov.uk/cypplan

Partners Involved in the Production of the CYPP









NATIONAL PROBATION SERVICE
for England and Wales

Enforcement, rehabilitation and public protection



Leading learning and skills



SUPPORTING VOLUNTARY ACTION



Leicester, Leicestershire
and Rutland
Local Safeguarding
Children Board




Leicestershire
Constabulary



Leicestershire
County Council



connexions
LEICESTER SHIRE



Leicestershire Fire and Rescue



cycle
county youth council leicestershire